



## ADDENDUM NO. 3

**Date:** 26 JUL 2024

**SDG Project No.:** 2315

**Project Name:** Troup County Pickleball Complex

The Bidding Documents are modified as follows:

### **PART 1.00 DRAWINGS**

#### **1.01: Sheet C-8:**

- A. See attached drawing ADD3-1A, dated 26 JUL 2024, showing tapping into existing water line at Ragland, install 832 LF of 8" CL 350 dip fire main and two fire hydrants in accordance with city of Lagrange standards. See drawing Add3-1A for proposed route. Required by Fire Marshal.

### **PART 2.00 PROJECT MANUAL**

**NO ITEMS INCLUDED**

### **PART 3.00 ADDENDA**

**NO ITEMS INCLUDED**

### **PART 4.00 APPROVED MANUFACTURERS**

**NO ITEMS INCLUDED**

### **PART 5.00 ATTACHMENTS**

#### **5.01: The following sheets are attached hereto:**

- A. ADD3-1A: amended to sheet C-8, dated 26 JULY 2024
- B. ADD3-2A: supplementary detail, dated 26 JUL 2024

### **PART 6.00 GENERAL CLARIFICATIONS**

**NO ITEMS INCLUDED**

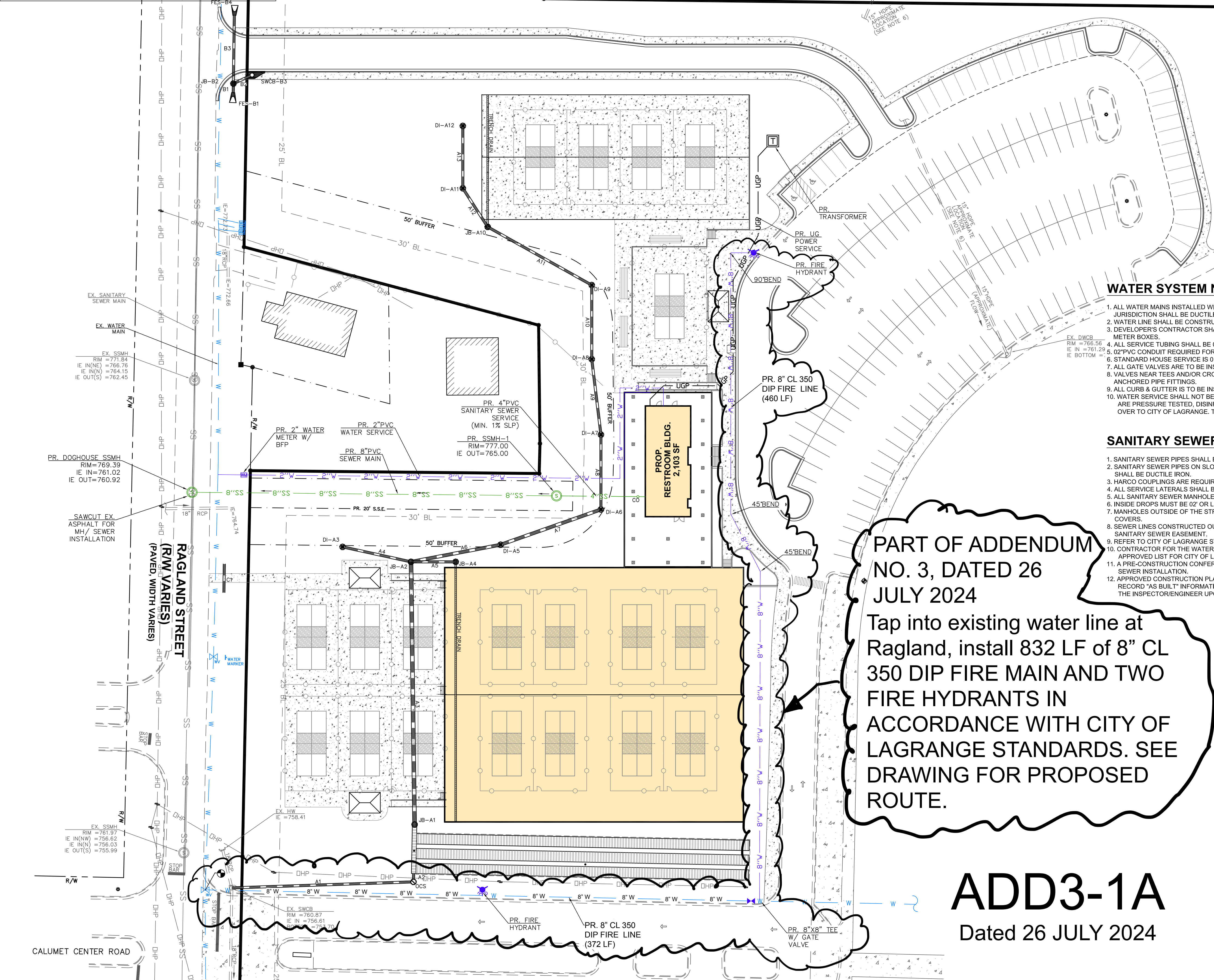

**END OF ADDENDUM NO. 3**

BASED ON THE INFORMATION SHOWN ON THE FLOOD HAZARD BOUNDARY MAPS FURNISHED BY THE DEPT. OF HUD THROUGH THE FEMA IT IS MY OPINION THAT A PORTION OF THE PROPERTY SHOWN HEREON IS INSIDE OF A FLOOD PLAIN (ZONE X,A).  
 COMMUNITY PANEL #13285C 0142E DATED: JULY 3, 2012



**CAUTION**  
 THE UTILITIES SHOWN ARE SHOWN FOR THE CONTRACTOR'S CONVENIENCE ONLY. THERE MAY BE OTHER UTILITIES NOT SHOWN ON THESE PLANS. THE ENGINEER ASSUMES NO RESPONSIBILITY FOR THE LOCATIONS SHOWN AND IT SHALL BE THE CONTRACTOR'S RESPONSIBILITY TO VERIFY THE LOCATIONS OF ALL UTILITIES WITHIN THE LIMITS OF THE WORK. ALL DAMAGE MADE TO EXISTING UTILITIES BY THE CONTRACTOR SHALL BE THE SOLE RESPONSIBILITY OF THE CONTRACTOR.

**Paramount** ENGINEERING, INC.  
 11 E. BROAD ST.  
 NEWNAN, GA. 30263  
 PH: (770) 473-9576  
 george@paramountengineering.com



**WATER SYSTEM NOTES:**

1. ALL WATER MAINS INSTALLED WITHIN THE CITY OF LAGRANGE WATER & SEWERAGE AUTHORITY JURISDICTION SHALL BE DUCTILE IRON PIPING PER THE AUTHORITY'S SPECIFICATIONS.
2. WATER LINE SHALL BE CONSTRUCTED 8.0' OFF THE BACK OF CURB & AT A TYPICAL & MINIMUM DEPTH OF 48".
3. DEVELOPER'S CONTRACTOR SHALL PERFORM ALL SERVICE TAPS, INSTALL ALL SERVICE TUBING & SET ALL METER BOXES.
4. ALL SERVICE TUBING SHALL BE 01" TYPE K SOFT ANNEALED COPPER TUBING.
5. 02" PVC CONDUIT REQUIRED FOR ALL LONG SIDE SERVICES.
6. STANDARD HOUSE SERVICE IS 01".
7. ALL GATE VALVES ARE TO BE INSTALLED OUTSIDE OF PAVEMENT OR CURB.
8. VALVES NEAR TEES AND/OR CROSSES SHALL BE RESTRAINED TO TEE OR CROSS BY THREADED RODS OR ANCHORED PIPE FITTINGS.
9. ALL CURB & GUTTER IS TO BE INSTALLED PRIOR TO WATER LINE CONSTRUCTION.
10. WATER SERVICE SHALL NOT BE ACTIVATED UNTIL ALL LINES, METERS, & BACKFLOW PREVENTION DEVICES ARE PRESSURE TESTED, DISINFECTED & CERTIFIED WITH ALL PUBLIC LINES & METERS BEING DEEDED OVER TO CITY OF LAGRANGE. THIS INCLUDES BOTH FIRE & DOMESTIC WATER SERVICE.

**SANITARY SEWER NOTES:**

1. SANITARY SEWER PIPES SHALL BE SDR-26 OR CLASS 50 DIP.
2. SANITARY SEWER PIPES ON SLOPES GREATER THAN 15%, LESS THAN 4' DEEP, OR MORE THAN 16' DEEP SHALL BE DUCTILE IRON.
3. HARCO COUPLINGS ARE REQUIRED AT ALL JOINTS BETWEEN PVC & DIP.
4. ALL SERVICE LATERALS SHALL BE 6".
5. ALL SANITARY SEWER MANHOLES MUST HAVE A 0.1 FT. MINIMUM DROP THROUGH MANHOLE BASE.
6. INSIDE DROPS MUST BE 02" OR LESS.
7. MANHOLES OUTSIDE OF THE STREET MUST BE 12" ABOVE GRADE WITH CAST-IN, BOLT-DOWN, RING & COVERS.
8. SEWER LINES CONSTRUCTED OUTSIDE OF RIGHT OF WAY SHALL BE CENTERED ON A PERMANENT 20' SANITARY SEWER EASEMENT.
9. REFER TO CITY OF LAGRANGE STANDARD DETAILS FOR ADDITIONAL INFORMATION.
10. CONTRACTOR FOR THE WATER/SEWER LINE MUST HAVE A STATE APPROVED LICENSE & BE ON THE APPROVED LIST FOR CITY OF LAGRANGE WATER & SEWERAGE AUTHORITY.
11. A PRE-CONSTRUCTION CONFERENCE WITH CITY OF LAGRANGE IS REQUIRED PRIOR TO ANY WATER OR SEWER INSTALLATION.
12. APPROVED CONSTRUCTION PLANS MUST BE ON SITE DURING CONSTRUCTION. CONTRACTOR SHALL RECORD "AS BUILT" INFORMATION ON THE CONSTRUCTION PLANS & MAKE THE PLANS AVAILABLE TO THE INSPECTOR/ENGINEER UPON REQUEST.

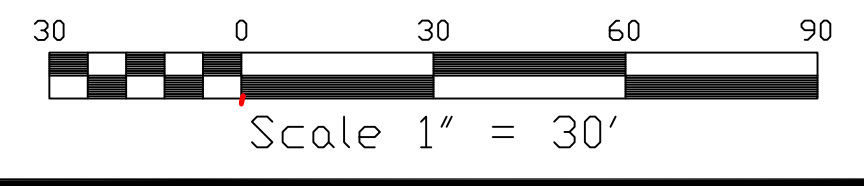
**PART OF ADDENDUM NO. 3, DATED 26 JULY 2024**  
 Tap into existing water line at Ragland, install 832 LF of 8" CL 350 DIP FIRE MAIN AND TWO FIRE HYDRANTS IN ACCORDANCE WITH CITY OF LAGRANGE STANDARDS. SEE DRAWING FOR PROPOSED ROUTE.

**OWNER:**  
 PRIMARY PERMITTEE  
 ERIC MOSLEY  
 TROUP COUNTY BOARD OF COMMISSIONERS  
 100 RIDLEY AVE.  
 LAGRANGE, GA. 30240  
 PH: 706-883-1610  
 E: emosley@troupcountyga.gov

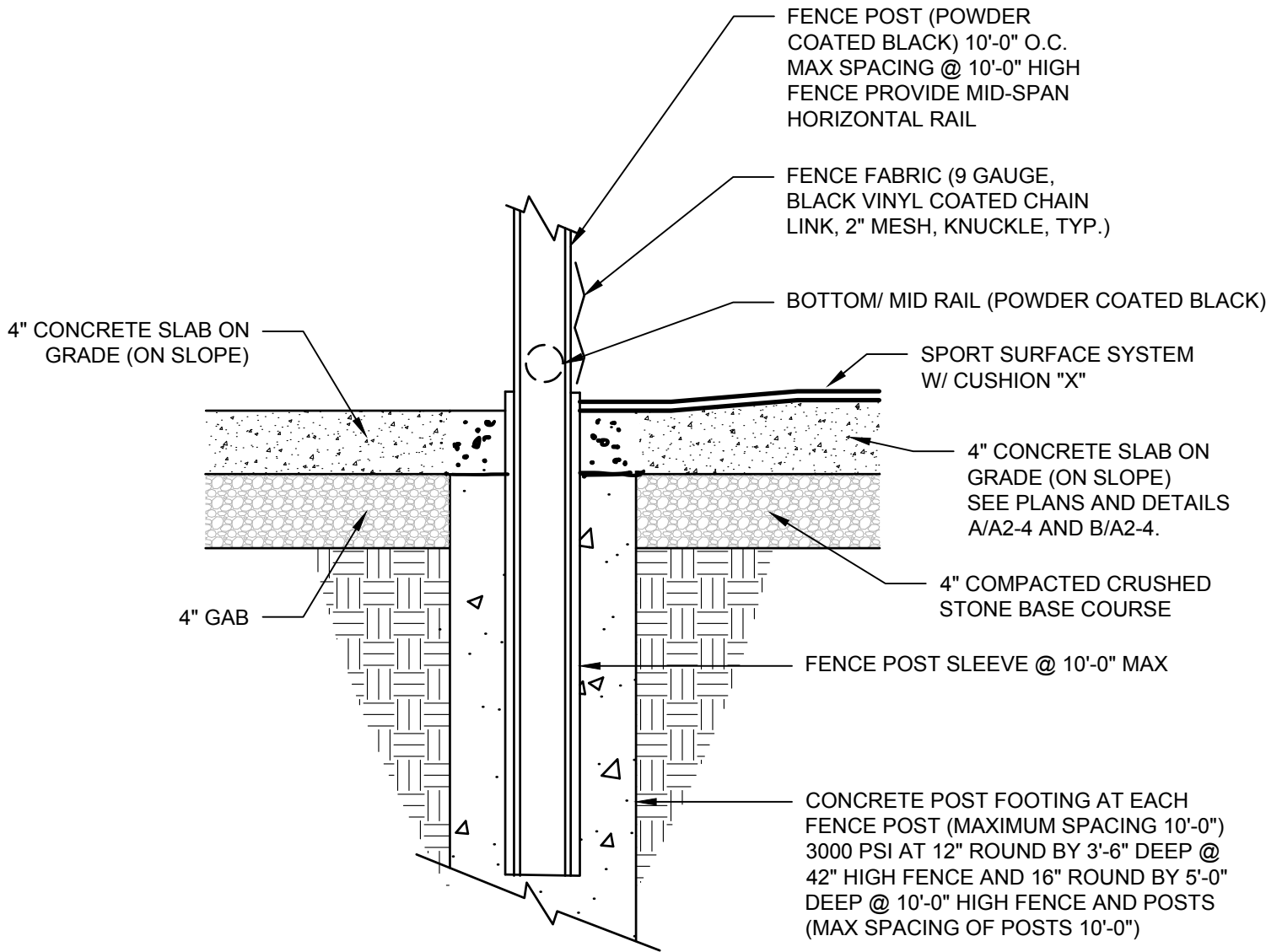
**LEGEND**

|                                        |                           |      |
|----------------------------------------|---------------------------|------|
| P.O.B. POINT OF BEGINNING              | EXISTING                  | EX.  |
| P.O.R. POINT OF REFERENCE              | PROPOSED                  | PR.  |
| O.T.P. OPEN TOP PIPE                   | TREE PROTECTION FENCING   | TRF  |
| I.P.F. IRON PIN FOUND                  | PR. FIRE HYDRANT          | PRFH |
| I.P.S. IRON PIN SET                    | EX. FIRE HYDRANT          | EXFH |
| P.L. PROPERTY LINE                     | EX. FIRE HYDRANT          | EXFH |
| C.M.F. CONCRETE MONUMENT FOUND         | EX. WATER VALVE           | EXWV |
| L.L.L. LAND LOT LINE                   | EX. WATER VALVE           | EXWV |
| B.O.C. BACK OF CURB                    | PR. WATER VALVE           | PRWV |
| E.O.P. EDGE OF PAVEMENT                | PR. WATER VALVE           | PRWV |
| T.W. TOP OF WALL                       | WATER METER               | WM   |
| B.W. BOTTOM OF WALL                    | WATER METER               | WM   |
| D.E. DRAINAGE EASEMENT                 | ELECTRIC BOX              | EB   |
| S.S. SANITARY SEWER MANHOLE - SSMH     | FLARED END SECTION        | FES  |
| J.B. JUNCTION BOX (JB)                 | SANITARY SEWER LINE       | SS   |
| D.W.C.B. DOUBLE-WING CATCHBASIN (DWCB) | WATER LINE                | W    |
| S.W.C.B. SINGLE-WING CATCHBASIN (SWCB) | WATER LINE                | W    |
| D.I. DROP INLET (DI)                   | SIGN                      | S    |
| H.W. HEADWALL                          | FENCE                     | F    |
| D.F. DRAINAGE FLOW                     | FENCE                     | F    |
| L.P. LIGHT POLE (LP)                   | LIGHT-DUTY ASPHALT PAVING | LAP  |
| P.P. POWER POLE (PP)                   | LIGHT-DUTY ASPHALT PAVING | LAP  |

**ADD3-1A**  
 Dated 26 JULY 2024



|                              |                  |                                        |
|------------------------------|------------------|----------------------------------------|
| REV.                         | DATE:            | DESCRIPTION:                           |
| 1                            | 07-26-24         | ADDED FH                               |
| PROJECT: LAGRANGE PICKLEBALL |                  |                                        |
| SHEET: UTILITY PLAN          |                  |                                        |
| LL 106 & 119                 | CITY OF LAGRANGE | SCALE: 1" = 30'                        |
| DATE: 06/14/2024             | DRAWN BY: GPH    | DRAWING NO: 240506 - LAGRANGE PICKBALL |
| SHEET C8                     |                  |                                        |



NOT TO SCALE



PROJECT:  
**TROUP COUNTY  
 PICKLEBALL COURTS**  
 GEORGE HARRIS COMPLEX  
 131 RAGLAND STREET  
 LAGRANGE, GEORGIA

TITLE:  
**TYPICAL FENCE POST FOOTING DETAIL**

JOB NUMBER:  
**2315**

ISSUED DATE:  
**ADDENDUM NO.3 -26 JULY 2024**

SHEET:  
**ADD3-2A**